

# C&D 12F - 125 LBT

## Front Access 12V 125AH

### Valve Regulated Lead Acid Battery



The rechargeable batteries are lead-lead dioxide systems. The dilute sulfuric acid electrolyte is absorbed by separators and plates and thus immobilized. Should the battery be accidentally overcharged producing hydrogen and oxygen, special one-way valves allow the gases to escape thus avoiding excessive pressure build-up. Otherwise, the battery is completely sealed and is, therefore, maintenance-free, leak proof and usable in any position.

#### Battery Construction

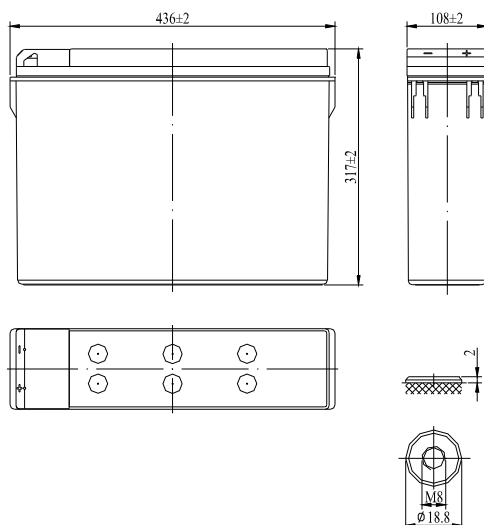
Component	Positive plate	Negative plate	Container	Cover	Safety valve	Terminal	Separator	Electrolyte
Raw material	Lead dioxide	Lead	ABS	ABS	Rubber	Copper	Fiberglass	Sulfuric acid

#### General Features

- ? Absorbent Glass Mat (AGM) technology for efficient gas recombination of up to 99% and freedom from electrolyte maintenance or water adding.
- ? Not restricted for air transport-complies with IATA/ICAO Special Provision A67.
- ? UL-recognized component.
- ? Can be mounted in any orientation.
- ? Computer designed lead, calcium tin alloy grid for high power density.
- ? Long service life, float or cyclic applications.
- ? Maintenance-free operation.
- ? Low self discharge.
- ? Case and cover available in both standard and flame retardant ABS.

#### Performance Characteristics

Battery model	C D 12F- 125 LBT			
Nominal voltage	12V			
Number of cell	6			
Capacity (20°C)	10hR(12.5 A, 10.8V)	5hR(23A, 10.5V)		1hR(85A, 9.60V)
	125Ah	115Ah		85Ah
Dimensions Max.	Length	Width	Height	Total Height
	436±2 mm	108±2 mm	317±2 mm	317±2 mm
Approx. weight	40Kg (88.24lb)			
Internal resistance	Full charged at 20°C: 4.5mOhms			
Self discharge	3% of capacity declined per month at 20°C (average)			
Operating temperature range	Discharge	Charge	Storage	
	-20~60°C	-10~60°C	-20~60°C	
Max. discharge current (20°C)	950A (5s)			
Short circuit current	2250A			



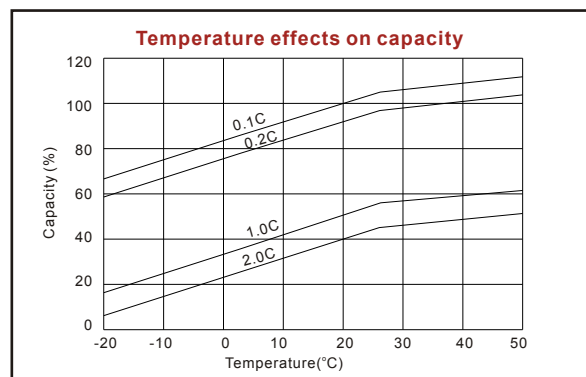
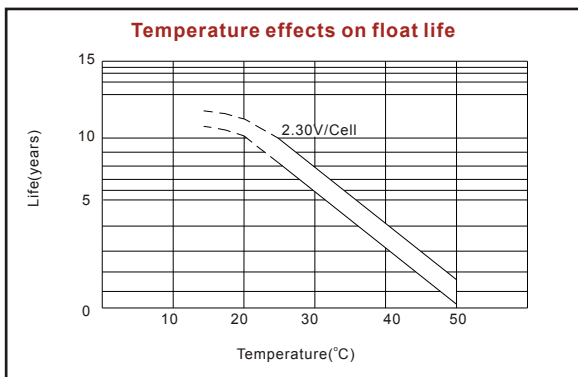
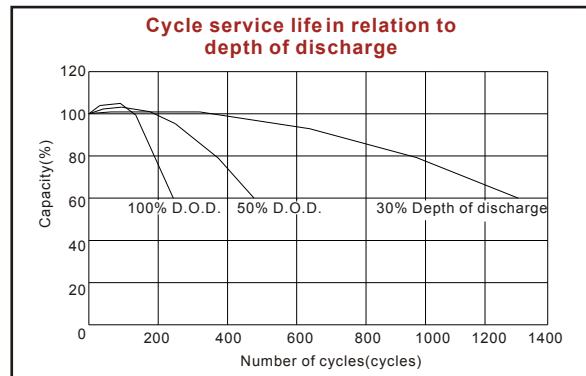
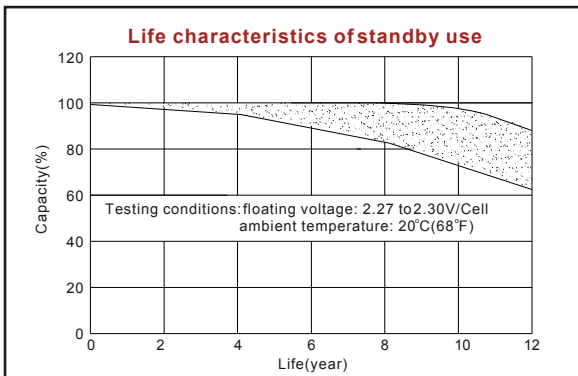
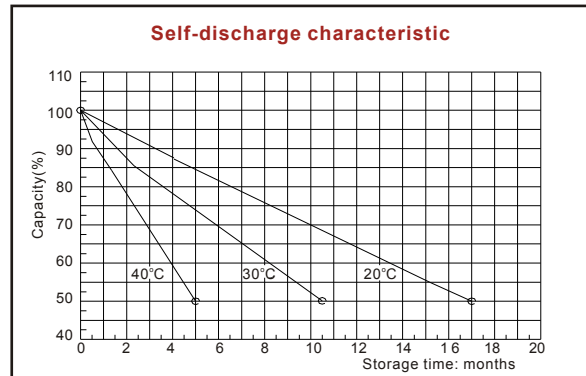
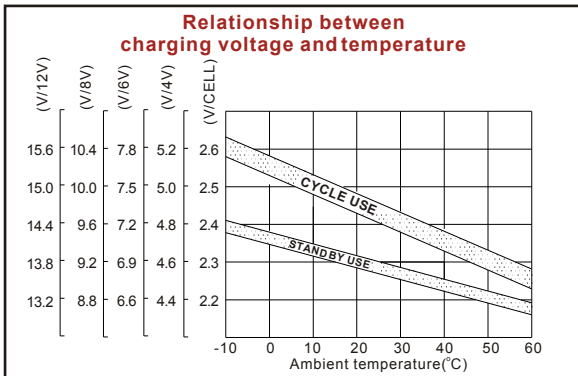
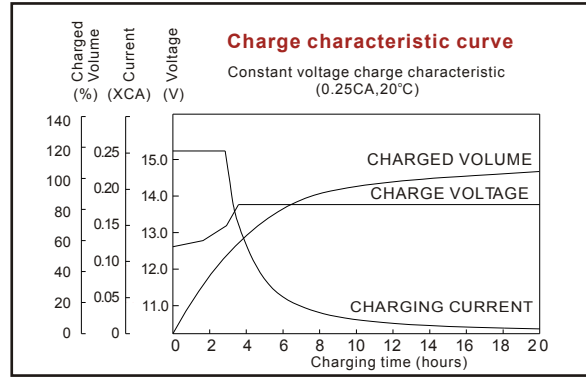
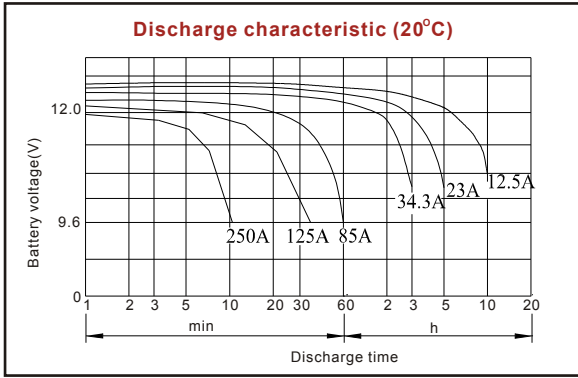
#### Discharge Constant Current (Amperes at 68°F20°C)

End Point Volts/Cell	10min	15min	30min	45min	1h	3h	5h	10h
1.60V	255	211	138	103	85.0	35.2	23.5	12.9
1.65V	237	200	134	101	83.8	34.9	23.3	12.8
1.70V	219	188	131	99.0	82.5	34.6	23.2	12.7
1.75V	201	177	127	97.0	81.3	34.3	23.0	12.6
1.80V	183	165	123	95.0	80.0	34.0	22.8	12.5

#### Discharge Constant Power (Watts at 68°F20°C)

End Point Volts/Cell	10min	15min	30min	45min	1h	2h	3h	5h
1.60V	450	376	252	192	157	90.8	66.1	44.2
1.65V	428	361	246	188	154	89.3	65.4	43.9
1.70V	406	347	239	184	150	87.9	64.7	43.6
1.75V	383	333	232	179	147	86.4	63.9	43.2
1.80V	361	318	225	175	144	85	63.2	42.9

(Note)The above characteristics data are average values obtained within three charge/discharge cycles not the minimum values.



C&D 12F-125 LBT



**C&D TECHNOLOGIES, INC.**

Any data, descriptions or specifications presented herein are subject to revision by C&D Technologies, Inc. without notice. While such information is believed to be accurate as indicated herein, C&D Technologies, Inc. makes no warranty and hereby disclaims all warranties, express or implied, with regard to the accuracy or completeness of such information. Further, because the product(s) featured herein may be used under conditions beyond its control, C&D Technologies, Inc. hereby disclaims all warranties, either express or implied, concerning the fitness or suitability of such product(s) for any particular use or in any specific application or arising from any course of dealing or usage of trade. The user is solely responsible for determining the suitability of the product(s) featured herein for user's intended purpose and in user's specific application.